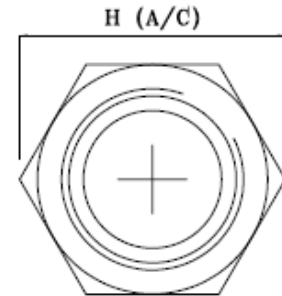




DATA SHEET FOR FLP CABLE GLANDS

TECHNICAL DATA:

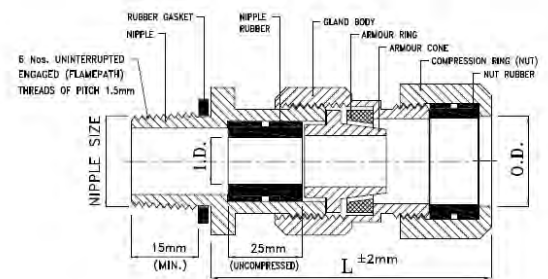
PRODUCT	:	CAT NO.-CG/209
ENCLOSURE	:	FLAME PROOF (Ex -d), Gas Group IIA, IIB, As per IS/IEC 60079-1 : 2014
PROTECTION	:	WEATHER PROOF IP - 66 AS PER IS/IEC 60529:2001 (Reaffirmed 2014)
AREA CLASSIFICATION	:	Ex db IIA & IIB T6 Gb (EX tb / tc IIIC T85 C Db/Dc (ZONE 1 & 2 & Zone 21 & 22)
CERTIFICATION	:	CIMFR, BIS, PESO
MATERIAL	:	BRASS NICKEL PLATED
TYPE	:	DOUBLE COMPRESSION TYPE
GASKET	:	RUBBER "O" RING



PLAN VIEW
OF CABLE GLAND

SELECTION CHART

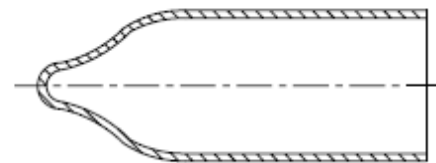
SR. NO	NIPPLE/THREAD SIZE	O.D.	I.D.
1.	M12 OR ½" ET	8 MM	5 MM
2.	M19/M20 OR ½" NPT OR ¾" ET	15 MM 17.5 MM 20.5 MM	8 MM 11 MM 13 MM
3.	M25 OR ¾" NPT OR 1" ET	17.5 MM 22.5 MM	11 MM 16 MM
4.	M32 OR 1" NPT OR 1 ¼" ET	26.5 MM 30 MM	20 MM 22 MM
5.	M38/M40 OR 1 ½" NPT OR 1 ½" ET	33.5 MM 37 MM	26 MM 30 MM
6.	M50 OR 1 ½" NPT OR 2" ET	46 MM 50 MM	38 MM 43 MM
7.	M62 OR 2" NPT OR 2 ½" ET	60 MM 62 MM	48 MM 56 MM
8.	M75 OR 2 ½" NPT OR 3" ET	68 MM 71 MM	58 MM 65 MM
9.	M90 OR 3" NPT OR 3 ½" ET	98 MM	65 MM



Sectional View of Cable Gland

OPTIONS

SR.NO	PARTICULAR	OPTIONS
1.	MATERIAL OF CONSTRUCTION	STAINLESS STEEL/ALUMINIUM
2.	ACCESSORIES	CHECK NUT, PVC HOOD, EARTH TAG



CABLE GLAND HOOD
OPTIONAL PART AS PER CUSTOMERS REQUIREMENT

