


Crompton

Lighting



150W FLOODLIGHT

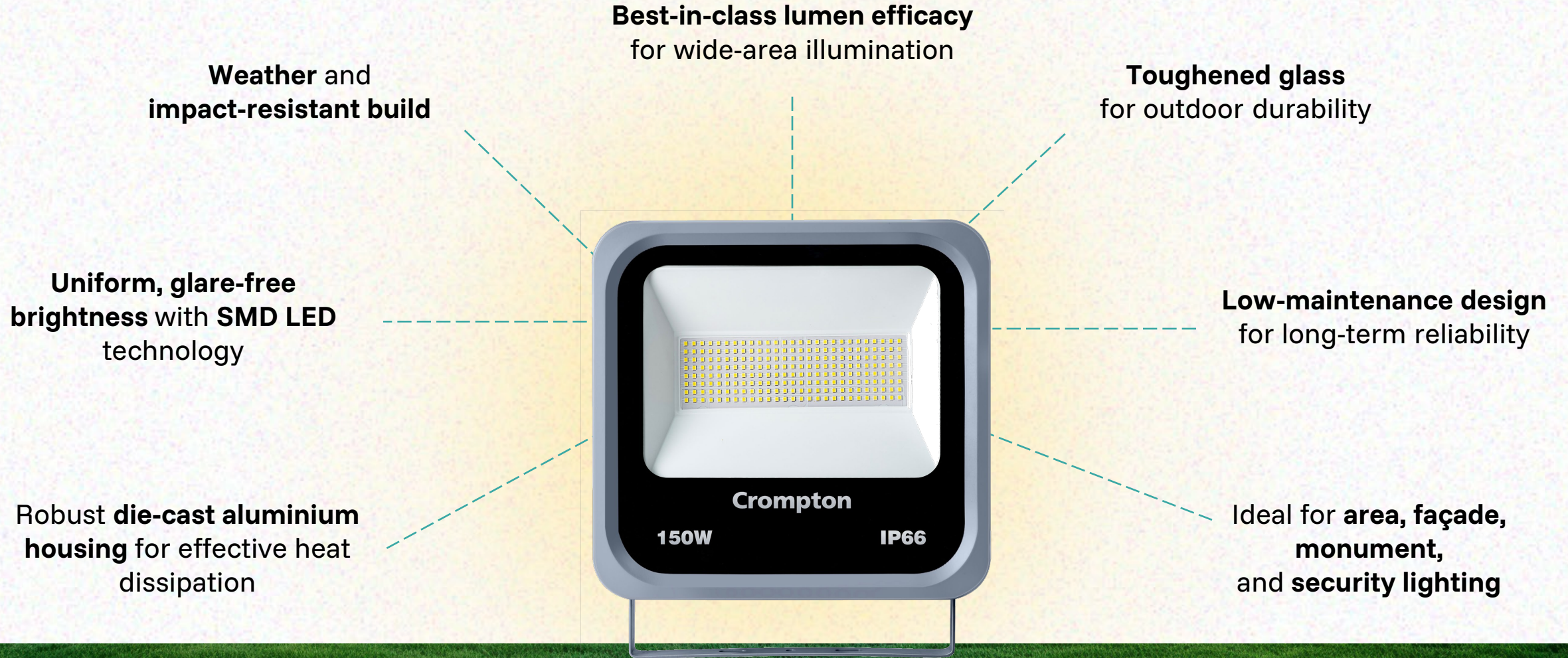
Rover Neo













Wide Beam. High Efficiency. Total Reliability.

The Rover Neo Flood Light is designed for high-mast and large-area lighting applications. With its high-lumen output and precision optics, it delivers bright, uniform illumination across wide spaces. Encased in a durable housing with toughened glass, Rover Neo ensures reliable performance in challenging outdoor environments.

What sets Rover Neo apart



Technical Specifications

	Wattages 150W		CCT 5700K
	CRI 80		SMD LED
	THD <10%		Power Factor >0.95
	Protection IK07		Protection IP66
	Surge 4kV		Efficacy >120 Lm/W



Application Areas



Yards




General Illumination




Parks



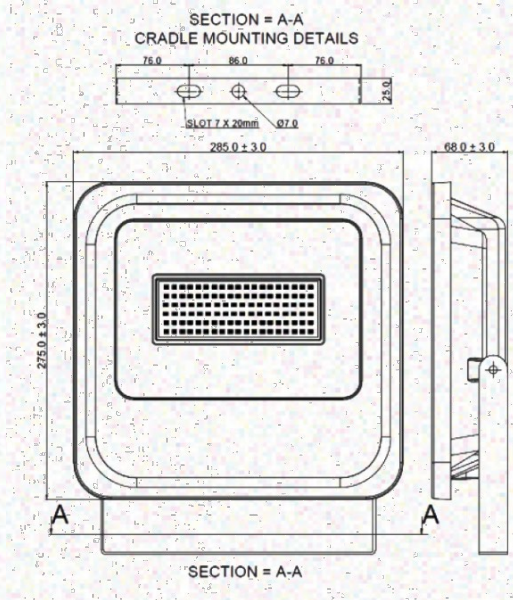
Junctions



Crossroads



Technical Specifications



Nominal wattage (W)	CRI	Mains current (A)	Approx weight (Kg) ± 10%	CCT (K)
EFS-530-150-857-NL-HL2-NS-LM-NTG				
150	80	0.651	2.400	5700K



Thank You